

*Welcome to Early Years  
Foundation Stage*



# Meet the teachers



Mrs Fleet




Mrs Fowler



Miss Gale



Mrs Gourlay



# Meet the teaching assistants



Mrs Young



Mrs Jackaman



Mrs Heeks



Mrs Sims



Mrs Smal





# Meet the team



Miss Christopher



Mrs Hurle





# Next few weeks



- ✓ Getting to know their class
- ✓ Making friends
- ✓ Learning routines
- ✓ Discover and explore
- ✓ 'Oh no! It's a Gruffalo' topic





# General class routines



- ✓ Colour groups
- ✓ Bookbags and PE bags
- ✓ Water bottles
- ✓ Fruit
- ✓ Toilets
- ✓ Playtimes

# Uniform



		
Trousers	Grey, black or charcoal tailored trousers. School conventional material. Full length	Jeans, corduroy, leggings, Lycra, skinny trousers
Jumper/ cardigan	Purple with school logo	Other jumpers, hoodies, sweatshirts etc.
Skirts/ pinafore	Grey, black or charcoal knee length skirt/ dress	Fashion skirts or dresses, shorter than the knee
Socks and tights	Grey, black or white socks/grey or black socks  Plain grey, black or white opaque or knitted tights	Fashion tights, coloured or patterned socks/ tights, bare feet
Polo shirt	Plain white	Coloured polo shirts, shirts with motifs
Shoes	Traditional flat black shoes. Velcro, laces, buckles or slip-ons.	Trainers, boots, high heels, wedges, open toed sandals, sling backs.

# Uniform



# Uniform



# Curriculum

7 areas of learning. 17 Early Learning Goals



- ✓ Prime areas
  - Communication & Language
  - Physical Development
  - Personal, Social & Emotional Development
  
- ✓ Specific areas
  - Mathematics
  - Literacy
  - Understanding the World
  - Expressive Arts and Design

A copy of the EY profile will be given and shared with you at parents evening in October.

# Forest Schools



- ✓ Using tools
- ✓ Making fires
- ✓ Exploring
- ✓ Appreciating nature



The Teach Trust Forest Schools aim to promote the holistic development of all those involved, fostering resilient, confident, independent and creative learners. *Through appropriate risk and deep nature connection mentoring* we will inspire children to respect nature and foster an ethos of environmental stewardship.

# Growth Mindset

## What Kind of Mindset Do You Have?



I can learn anything I want to.  
When I'm frustrated, I persevere.  
I want to challenge myself.  
When I fail, I learn.  
Tell me I try hard.  
If you succeed, I'm inspired.  
My effort and attitude determine everything.



I'm either good at it, or I'm not.  
When I'm frustrated, I give up.  
I don't like to be challenged.  
When I fail, I'm no good.  
Tell me I'm smart.  
If you succeed, I feel threatened.  
My abilities determine everything.

# PSHE – Trick Box

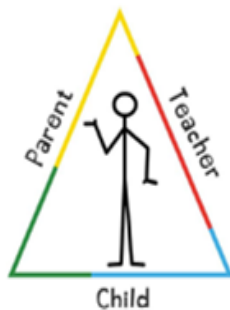
TRICK BOX<sup>®</sup>

Creating Happy Life Habits  
and managing the tricky bits!



Join us in supporting your child to build their confidence and communication skills, manage emotions and find solutions to challenges.

The Trick Box programme develops personal skills in 4 key areas through positive habit formation. Confidence, calm, communication and creativity.



Together we will practise and model the tricks taught through the PSHE curriculum, encouraging your child to use their new found skills.

The following pages will indicate what tricks are taught each academic year along with the tricks that are continuously practised to ensure embedded learning.



# PSHE – Trick Box

EYFS

Autumn 1



## Mirror Mirror

Build a positive self-talk habit.

Demonstrate positive self talk at home. Support your child to give themselves daily positive encouragement.

**When I say nice things to myself I feel happy and strong.**

Spring 1



## Breathing Colour

Regulate emotions with controlled breathing.

Place your hands on your chest and tummy and breathe in slowly – fill your tummy with air. Breathe in through your nose and out through your nose.

**I can breath out my angry colour and breathe in my calm colour.**

Summer 1



## Win Win

I can be happy and you can be happy.

Support your child to be a problem solver - when we want different things can we come up with ideas on how we can both be happy.

**We can find a way to both win.**

Autumn 2



## Stand Tall

Display confident and strong body language.

Encourage your child to use self-assured and strong body language. Show them how to walk tall, look up and move confidently.

**I feel good today, I feel strong inside, I feel confident – I am standing tall.**

Spring 2



## Floating Cloud

Relax my body to relax my mind.

Practise squeezing your muscles nice and tight – and then relax – let out a big sigh!  
Tense each of your muscles from your feet to your nose!

**I can imagine I am floating on a big soft fluffy cloud. I am relaxed from my head to my toes.**

Summer 2



## Free Flow

Be confident to try new things.

Praise your child for trying new things - regardless of their success. Encourage the art of practise and help them to reflect on their own progress.

**I can practice the things I am good at and I can also try new things.**

# Achievosaurus




In EYFS we are keen to develop 'lifelong learners,' so developing the children's characteristics of learning are central to everything that we do. The children learn about the 'Achievosaurus,' and they inspire to have similar learning attributes.




The Achievosaurus include:


- 'Explorosaur' – who loves to explore everything around him
- 'Askaraptor' – who asks questions to find things out
- 'Tryatops' – who always tries new things, always tries his best and never gives up



# Achievosaurus



- 'Stickosaurus' – who sticks at tasks and perseveres
- 'Solveosaurus Rex' – who works hard to solve problems and improve things
- 'Thinkodocus' – who thinks carefully about what he learns
- 'Shareosaurus' – who works well with others and shares ideas



The children love to tell us which 'Achievosaur' they are being.

# Classroom charter



✓ Rights respecting school –  
Gold

✓ Rights

✓ Rewards

\* Rainbow & Sunshine

\* Sparkle time

\* Certificates



✓ Gold 'Altogether Award'

# A day in EYFS



Gate opens – Fiddly fingers

8:50 – Register

8:55 – Topic

9:10 – Discover and explore

10:00 – Storytime

10:15 – Playtime

10:30 – Phonics (whizzy word workshop)

11:00 – Discover and explore

11.35 – Topic Time

12:00 – Lunchtime (earlier during the first few weeks)

Reminder: We are a 'nut aware' school.

1:00 – Register

1:05 – Maths

1:30 – Discover and Explore

2.20 – Review and Story

2:25 – Handwriting

2:45 – STAR time

PE

Religion and World Views

Handwriting

PSHE

Assembly

Reading Workshop

Library

Music

Computing

# Dressing Up in Early Years



## Autumn term

- ✓ Sponsored Read- Julia Donaldson theme
- ✓ Christmas jumper

## Spring term

- ✓ EYFS Grand Ball- Prince and Princess clothing/smart clothes
- ✓ Walt Disney Wonders performance- Jungle Book or Frozen costume depending on class
- ✓ World Book Day- favourite book character
- ✓ Pirate Drama day- a pirate costume or accessories

# PE

- Ladybirds- Monday
- Bumblebees- Tuesday
- Dragonflies- Wednesday
- Butterflies- Thursday

\*PE kit labelled

\*No earrings please



# Handwriting




## 4 letter families

- Long ladder letters - l, i, t, u, y, f
- One-armed robot letters - r, b, n, h, m, k, p
- Curly caterpillar letters - c, a, d, o, s, g, q, e, f
- Zig-zag monster letters - z, x, w, v

## Tripod pencil grip

- This is the best grip to ensure fluency and speed.




# Learning at home

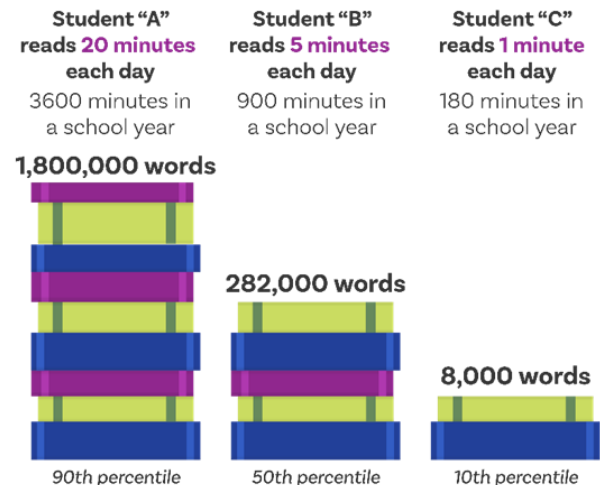


- ✓ Show and tell books
- ✓ Topic home learning
- ✓ Sound books / weekly challenges
- ✓ WOW moments – stars in coloured folder

Reading – at least 3 times a week



## Why Can't I Skip My 20 Minutes of Reading Tonight?



# The Importance of Reading



Reading is key to all learning

*'The best writers are always readers' Pie Corbett*

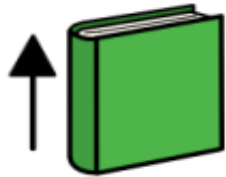
- ✓ Reading with adults in school (twice a week)
- ✓ School policy - expectation that the children read a minimum of three times a week at home
- ✓ Usually a more challenging text will be read in school than the one sent home
- ✓ Focus on phonics- sounding out and blending
- ✓ Comprehension focus during guided reading lessons

# The Importance of Reading



- ✓ Celebrating reading successes
- ✓ Changing reading books
- ✓ Library books
- ✓ Language development
- ✓ Little reading library on playground
- ✓ Phonics word cards
- ✓ Tricky words
- ✓ We encourage reading for enjoyment, this means a child can read a book a few times if they particularly love it

# Reading with your child



Hold the book the correct way.




Turn the pages right to left.



Use your pointing finger.



Sound out words carefully.

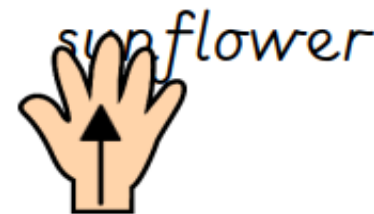


Use robot arms to help you blend.



**l**ook

Look for the graphemes you know.



Break up longer words - covering with your hand.

# Things to practise at home....



- ✓ Getting changed – putting jumper the right way
- ✓ Doing coats up
- ✓ Putting on scarf, hat and gloves
- ✓ Using knife and fork
- ✓ Recognising and writing name
- ✓ Counting on and back in 1s
- ✓ Counting sets of objects – moving them
- ✓ Naming shapes
- ✓ Listening to stories and talking about them

# Attendance



Being in school is important for your child's:

- Achievement
- Wellbeing
- Wider development

Primary school children in KS2 who did not achieve EXS for reading, writing and maths missed on average 4 more days per school year than those whose performance exceeded the expected standard (2019).

# Home and school links



## We really value your support

- United with a common purpose – Children First
- Become a parent helper/reading volunteer (please see letter and contact class teacher or school office)
- Please volunteer to help on school trips if available
- Join and/or support our PTA

## We want to support you too

- School run training sessions: phonics and maths workshops in October
- Parent consultation evenings (twice a year)
- School website
- School social media

# School nursing team



School Nursing help provide a link between the school, home and the community.

School Nursing can support you with advice on the following:

- Bed Wetting
- Behaviour
- Nutritional Advice
- Sleep
- Toileting
- Emotional Wellbeing
- General Health and wellbeing advice

## ParentLine 5-19

Confidential text messaging advice service for parents and carers of children aged 5-19.

Message us for confidential advice on

**07312 263131**

to chat with a member of the School Nursing team



Bournemouth, Christchurch, Poole and Dorset – 01929 557558

*Thank you for  
listening*

