

EYFS Maths Workshop



Aims

- *Early Learning Goal (ELGs)*
 - *What your children are taught and how (CPA)*
 - *Transition to Year 1*
 - *Supporting your children with their learning*
-

ELGs

Number

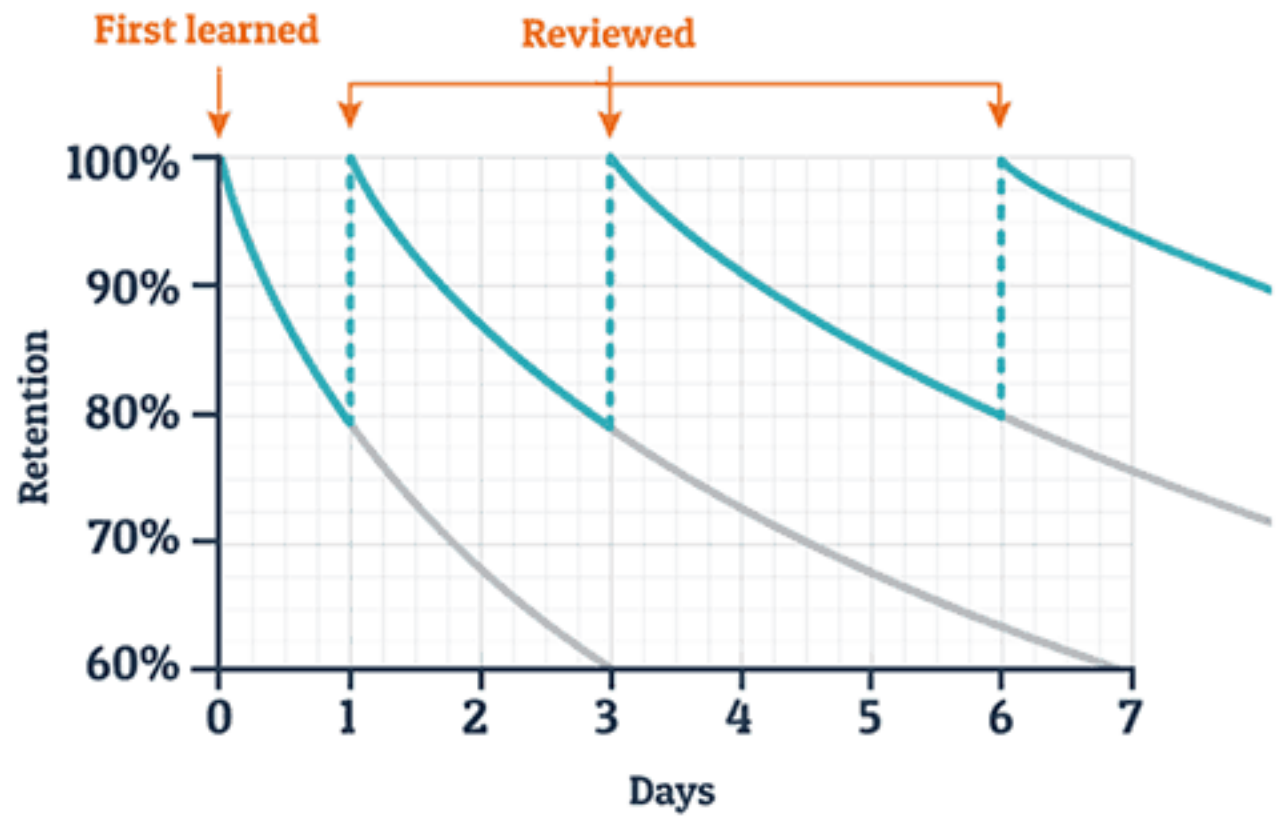
- Have a deep understanding of number to 10, including the composition of each number.
- Subitise (recognise quantities without counting) up to 5.
- Automatically recall (without reference to rhymes, counting or other aids) number bonds up to 5 (including subtraction facts) and some number bonds to 10, including double facts.

Numerical Patterns

- Verbally count beyond 20, recognising the pattern of the counting system.
- Compare quantities up to 10 in different contexts, recognising when one quantity is greater than, less than or the same as the other quantity.
- Explore and represent patterns within numbers to 10, including evens and odds, double facts and how quantities are distributed equally.

Prior Learning

Typical Forgetting Curve for Newly Learned Information



Automaticity

EYFS	
Key Learning	Notes/ Date secured with automaticity
Count in ones to and beyond 20	
Read and write numbers to 10 in numerals (Highlight in green when secure) Read 1 2 3 4 5 6 7 8 9 10 Write 1 2 3 4 5 6 7 8 9 10	
<u>Subitise</u> (<u>recognise</u> quantities without counting) up to 5	
Know number bonds to 5 (including subtraction facts)	
Know other number bonds to 10	
Know some double facts	



Counting in EYFS

- Underpins success in all areas of maths
- Count in ones forwards and back to 20
- Recognise numbers to 20
- Play counting games
- Listen out for number pronunciation – teen and ty

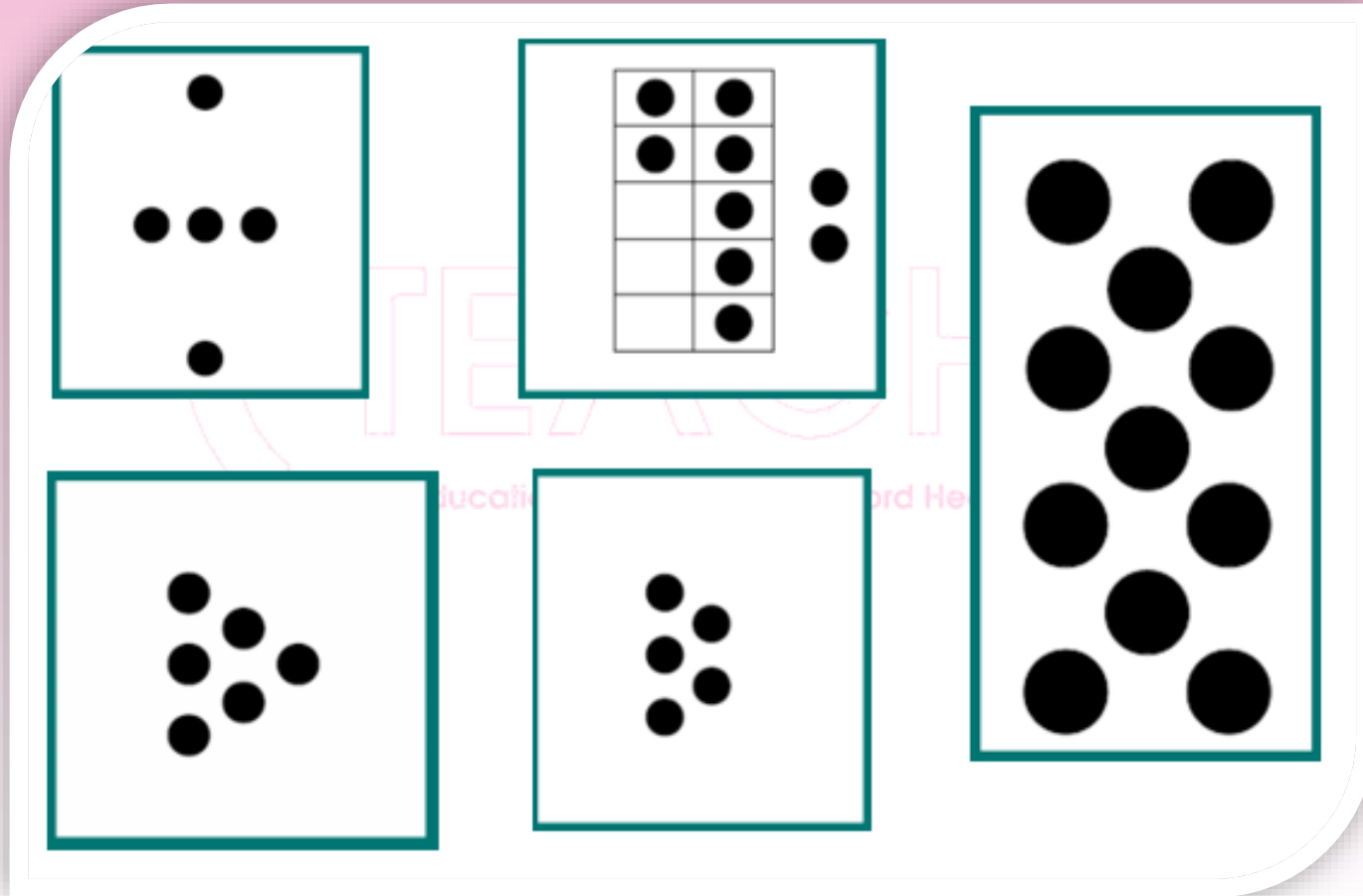


Number recognition

- Number rhymes – formation of numbers
- Flashcard number cards- number recognition
- Drawing numbers with magic pens/ sand/ chalk



Subitising




- Ability to see an amount of objects and know how many there are without counting.
 - Pattern spotting, spatial patterns.
 - Helps develop arithmetic strategies.
 - Dot images, shown quickly.
 - Use of fingers and other resources.
- [Q:\EYFS\2023 - 2024\0. Planning\8. Around the world\Week 1\Maths\au-n-775-subitising-with-stars-powerpoint-english ver 1 \(4\).pptx](#)

Addition - concrete



- Starting with objects:
 - Numicon
 - Toys
 - First, then, now stories
 - 10s frames and counters
 - Counting all / count on from the greatest number
- Adding zero
- Adding two one digit numbers



Addition - pictorial

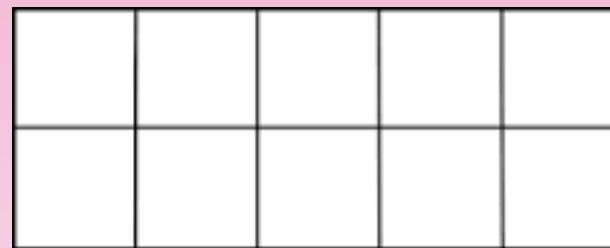
- *Then encouraging pictorial representations by drawing objects or dots*

Addition - abstract

- *Progressing to abstract calculations – mentally:*
 - *Head and fingers*
 - *Doubles*
 - *Number bonds to 5 (10 at toward the end of the year)*

Subtraction - concrete





- *With objects:*
 - *Numicon*
 - *Toys*
 - *10s frames and counters*
 - *First, then, now or bus stories*
- *Subtracting zero*
- *Subtracting a one digit number from another one digit number*



Subtraction - pictorial

- Drawing objects (the whole) and crossing off parts
- Dots, pictures

Bus Subtraction

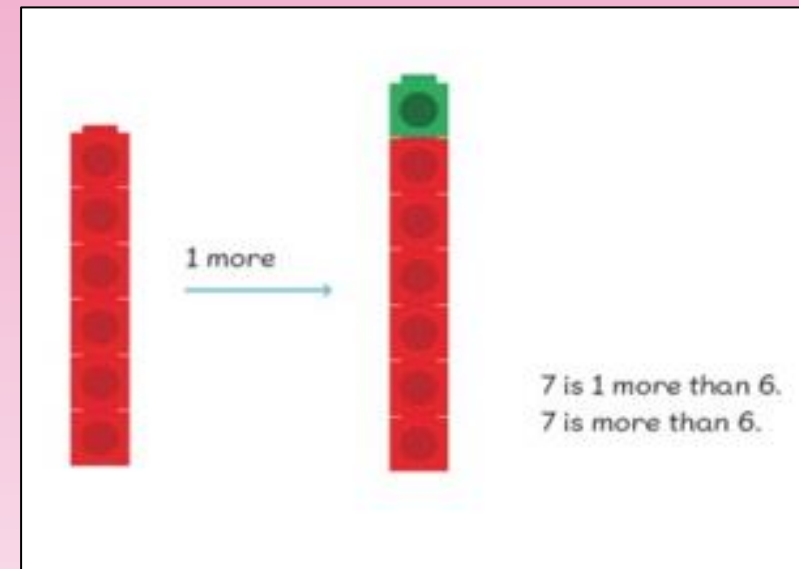
$6 - 4 =$ 	$3 - 2 =$ 
$7 - 3 =$ 	$9 - 5 =$ 

Subtraction - abstract

- *Progressing to abstract calculations – mentally:*
 - *Counting back from the greatest number*
 - *Head and fingers*
 - *Number bonds to 5*

Number

- Exploring odd and even numbers
- Ordering non consecutive numbers
- Sharing
- Finding half of objects and amounts
- Doubling sets of objects
- Learning number facts and using them
- 1 more and 1 less facts



Transition to Year 1

- Lesson format (counting, fluency, task)
- Still using concrete resources
- Progressive and sequenced to build on learning.
- Automaticity

How could you help at home?

- Cbeebies clips 'Numberblocks'
 - Practise counting up and back from 20
 - Practise writing numbers to pick up number reversals
 - Learning news/ Home learning challenges – coming soon!
 - Real life maths
-

Thank you for coming.

*If you have any questions, please
ask us.*