

Welcome to Early Years
Foundation Stage



Meet the teachers



Mrs Fleet




Miss Myers



Miss Ramsden



Mrs Gourlay



Meet the teaching assistants



Mrs Young



Mrs Jackaman



Mrs Dickson



Mrs Heeks



Mrs Sims





Meet the team



Miss Brimson



Miss Christopher



Mrs Coleman






Next few weeks



- ✓ Getting to know their class
- ✓ Making friends
- ✓ Learning routines
- ✓ Discover and explore
- ✓ 'Oh no! It's a Gruffalo' topic





General class routines



- ✓ Colour groups
- ✓ Bookbags and PE bags
- ✓ Water bottles
- ✓ Fruit
- ✓ Toilets
- ✓ Playtimes

Uniform

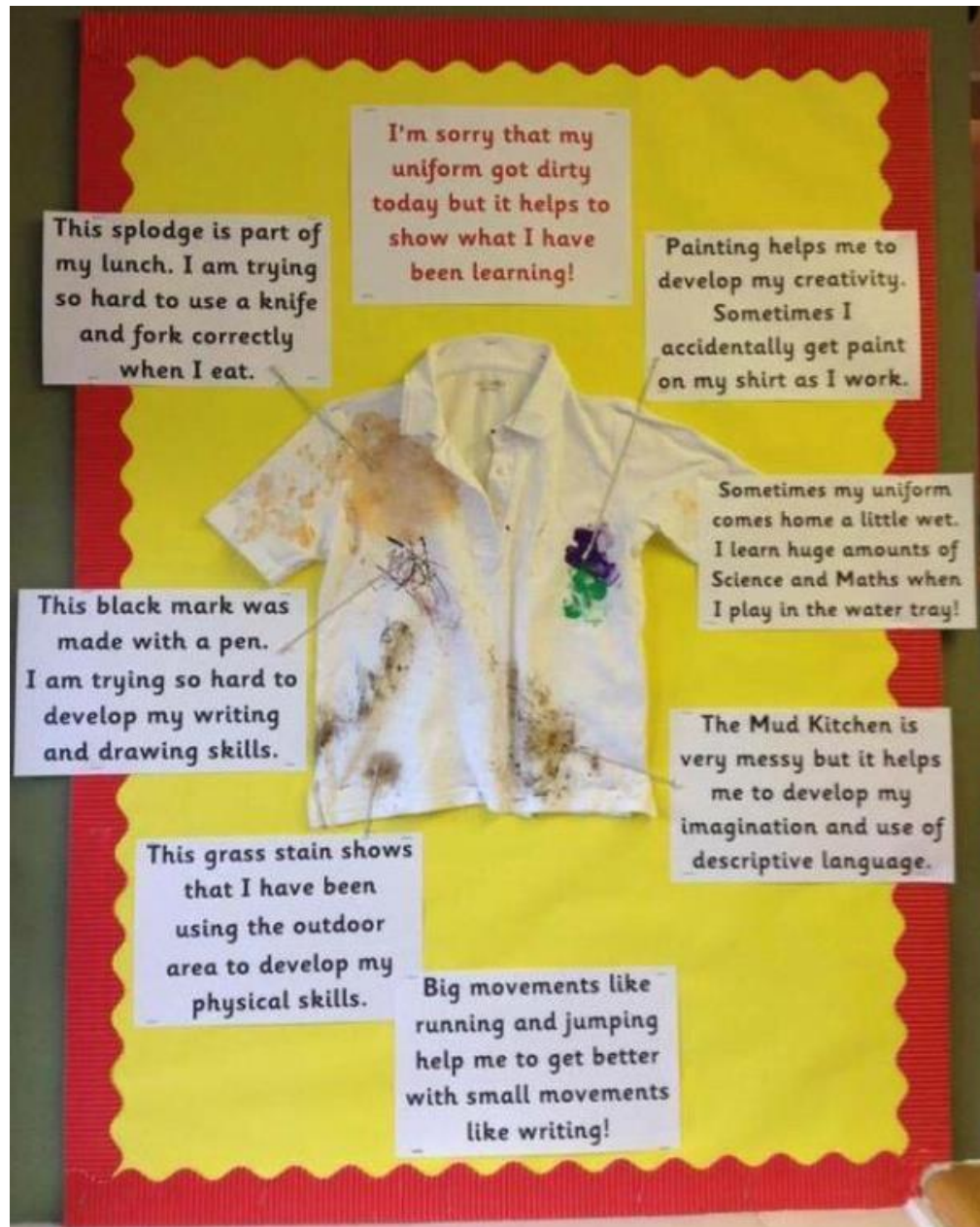


		
Trousers	Grey, black or charcoal tailored trousers. School conventional material. Full length	Jeans, corduroy, leggings, Lycra, skinny trousers
Jumper/ cardigan	Purple with school logo	Other jumpers, hoodies, sweatshirts etc.
Skirts/ pinafore	Grey, black or charcoal knee length skirt/ dress	Fashion skirts or dresses, shorter than the knee
Socks and tights	Grey, black or white socks/grey or black socks Plain grey, black or white opaque or knitted tights	Fashion tights, coloured or patterned socks/ tights, bare feet
Polo shirt	Plain white	Coloured polo shirts, shirts with motifs
Shoes	Traditional flat black shoes. Velcro, laces, buckles or slip-ons.	Trainers, boots, high heels, wedges, open toed sandals, sling backs.

Uniform



Uniform



Curriculum

7 areas of learning. 17 Early Learning Goals



- ✓ Prime areas
 - Communication & Language
 - Physical Development
 - Personal, Social & Emotional Development

- ✓ Specific areas
 - Mathematics
 - Literacy
 - Understanding the World
 - Expressive Arts and Design

A copy of the EY profile will be given and shared with you at parents evening in October.

Forest Schools



- ✓ Using tools
- ✓ Making fires
- ✓ Exploring
- ✓ Appreciating nature



The Teach Trust Forest Schools aim to promote the holistic development of all those involved, fostering resilient, confident, independent and creative learners. *Through appropriate risk and deep nature connection mentoring* we will inspire children to respect nature and foster an ethos of environmental stewardship.

Growth Mindset

What Kind of Mindset Do You Have?



I can learn anything I want to.
When I'm frustrated, I persevere.
I want to challenge myself.
When I fail, I learn.
Tell me I try hard.
If you succeed, I'm inspired.
My effort and attitude determine everything.



I'm either good at it, or I'm not.
When I'm frustrated, I give up.
I don't like to be challenged.
When I fail, I'm no good.
Tell me I'm smart.
If you succeed, I feel threatened.
My abilities determine everything.

Achievosaurus




In EYFS we are keen to develop 'lifelong learners,' so developing the children's characteristics of learning are central to everything that we do. The children learn about the 'Achievosaurus,' and they inspire to have similar learning attributes.




The Achievosaurus include:


- 'Explorosaur' – who loves to explore everything around him
- 'Askaraptor' – who asks questions to find things out
- 'Tryatops' – who always tries new things, always tries his best and never gives up



Achievosaurus



- 'Stickosaurus' – who sticks at tasks and perseveres
- 'Solveosaurus Rex' – who works hard to solve problems and improve things
- 'Thinkodocus' – who thinks carefully about what he learns
- 'Shareosaurus' – who works well with others and shares ideas



The children love to tell us which 'Achievosaur' they are being.

Classroom charter



✓ Rights respecting school –
Gold

✓ Rights

✓ Rewards and consequences

- * Rainbow, sunshine, clouds
- * Sparkle time
- * Certificates

✓ Gold 'Altogether Award'



A day in EYFS



8:40 – Fiddly fingers

8:50 – Register

8:55 – Maths

9:10 – Discover and explore

10:00 – Storytime

10:15 – Playtime

10:30 – Phonics (whizzy word workshop)

11:00 – Discover and explore

11.35 – Topic Time

12:00 – Lunchtime (earlier during the first few weeks)

12:55 – Register

1:00 – Topic

1:20 – Discover and Explore

2.20 – Review and Story

2:25 – Handwriting

2:45 – STAR time

PE

Discovery RE

Handwriting

PSHE

Assembly

Reading workshop

Library Music

Reminder: We are a 'nut aware' school.

Dressing Up in Early Years



Autumn term

- ✓ Sponsored Read- Julia Donaldson theme
- ✓ Christmas jumper

Spring term

- ✓ EYFS Grand Ball- Prince and Princess clothing/smart clothes
- ✓ Walt Disney Wonders performance- Jungle Book or Frozen costume depending on class
- ✓ World Book Day- favourite book character
- ✓ Pirate Drama day- a pirate costume or accessories

PE



- Ladybirds- Monday
 - Bumblebees- Tuesday
 - Dragonflies- Wednesday
 - Butterflies- Thursday
- *PE kit labelled, no earrings
- Mile a Day

Handwriting



- The letters are taught in 4 letter families:
- Long ladder letters - l, i, t, u, y, j
- One-armed robot letters - r, b, n, h, m, k, p
- Curly caterpillar letters - c, a, d, o, s, g, q, e, f
- Zig-zag monster letters - z, x, w, v

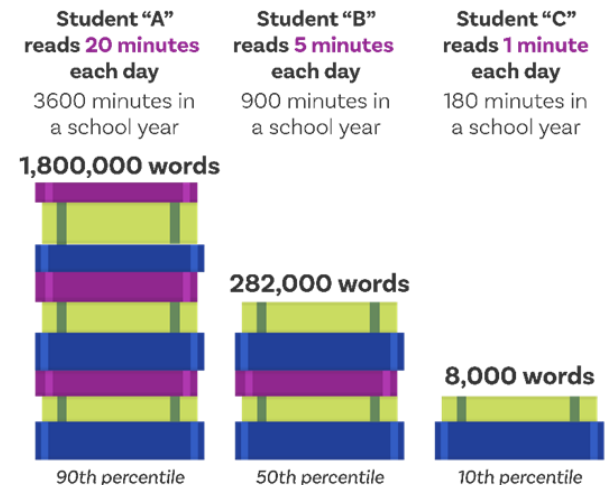
Learning at home



- ✓ Show and tell books
- ✓ Topic home learning
- ✓ Sound books / weekly challenges
- ✓ WOW moments – stars in coloured folder

Reading – at least 3 times a week

Why Can't I Skip My 20 Minutes of Reading Tonight?



The Importance of Reading



Reading is key to all learning

'The best writers are always readers' Pie Corbett

- ✓ Reading with adults in school (twice a week)
- ✓ School policy - expectation that the children read a minimum of three times a week at home
- ✓ Usually a more challenging text will be read in school than the one sent home
- ✓ Focus on phonics- sounding out and blending
- ✓ Comprehension focus during guided reading lessons

The Importance of Reading

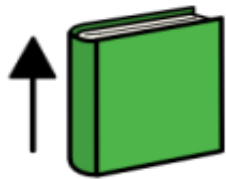


- ✓ Celebrating reading successes
- ✓ Changing reading books
- ✓ Library books
- ✓ Language development
- ✓ Little reading library on playground
- ✓ Phonics word cards
- ✓ Keywords
- ✓ We encourage reading for enjoyment, this means a child can read a book a few times if they particularly love it

Reading with your child



Reading with your child



Hold the book the correct way.




Turn the pages right to left.



Use your pointing finger.



Sound out words carefully.




Use robot arms to help you blend.



look

Look for the graphemes you know.



Break up longer words - covering with your hand.

Things to practise at home....



- ✓ Getting changed – putting jumper the right way
- ✓ Doing coats up
- ✓ Putting on scarf, hat and gloves
- ✓ Using knife and fork
- ✓ Recognising and writing name
- ✓ Counting on and back in 1s
- ✓ Counting sets of objects – moving them
- ✓ Naming shapes
- ✓ Listening to stories and talking about them

Attendance



Being in school is important for your child's:

- Achievement
- Wellbeing
- Wider development

Primary school children in KS2 who did not achieve EXS for reading, writing and maths missed on average 4 more days per school year than those whose performance exceeded the expected standard (2019).

*Thank you for
listening*

